




Message Queue System Course Contents



SkyRocket your **Coding Career**

The logo for TechXyte, featuring the word "Tech" in black and "Xyte" in red, with a small red star above the "X".

TechXyte

techxyte.com

GET IN TOUCH

enquiry@techxyte.com

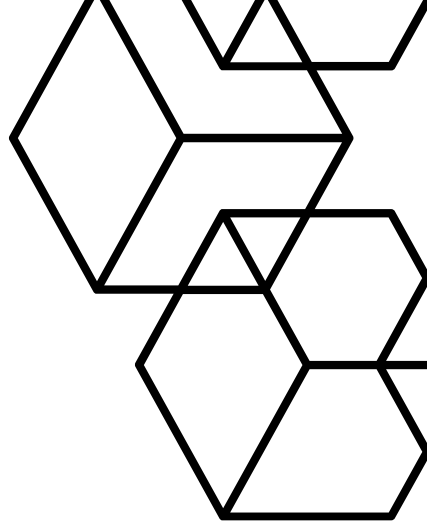
+91 8050 533 513

CHAPTER 1 : INTRODUCTION TO ACTIVE MQ

- What is Active MQ?
- Why choose Active MQ?
- Use cases for Active MQ

CHAPTER 2 : GETTING STARTED WITH ACTIVE MQ

- Installation
- Configuration
- Understanding the Message Oriented Middleware (MOM) Model



The logo for TechXyte, featuring the word "Tech" in black and "Xyte" in red, with a small red star above the "X".

TechXyte

techxyte.com

GET IN TOUCH

enquiry@techxyte.com

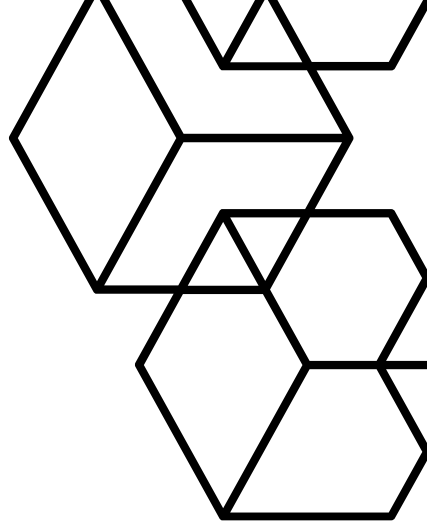
+91 8050 533 513

CHAPTER 3 : WORKING WITH ACTIVE MQ

- Creating Queues and Topics
- Producers and Consumers
- Message Filtering
- Connection Options
- Message Grouping
- Message Priority
- JMS Transactions
- Message Persistence

CHAPTER 4 : ADVANCED TOPICS IN ACTIVE MQ

- Clustering and High Availability
- Security and Authentication
- Plugin Architecture
- Monitoring and Management
- Using Active MQ with Spring



The logo for TechXyte, featuring the word "Tech" in black and "Xyte" in red, with a small red star above the "X".

TechXyte

techxyte.com

GET IN TOUCH

enquiry@techxyte.com

+91 8050 533 513

CHAPTER 5 : BEST PRACTICES FOR ACTIVE MQ

- Designing fault-tolerant and scalable systems with Active MQ
- Handling Errors and Exceptions
- Deployment and Maintenance

